

A 20-06A-xx

THICKNESS (KALINLIK)
H HEIGHT (YÜKSEKLİK)
W WIDTH (GENİŞLİK)



AĞIR HİZMET KABLO TAŞIYICILARI H:60 mm L:3000mm
Heavy Duty Cable Trays H:60 mm L:3000mm

| SİPARİŞ KODU ORDER CODE | W mm | T mm | AĞIRLIK (kg/mt) WEIGHT (kg/m) (P.G) | AĞIRLIK (kg/mt) WEIGHT (kg/m) (H.D.G.) | |
|----------------------------|---------|---------|-------------------------------------------|----------------------------------------------|--|
| A 10-06A-10 | 100 | 1.00 | 1.560 | 1.720 | |
| A 10-06A-12 | 100 | 1.20 | 1.875 | 2.065 | |
| A 10-06A-15 | 100 | 1.50 | 2.345 | 2.580 | |
| A 16-06A-10 | 160 | 1.00 | 1.930 | 2.125 | |
| A 16-06A-12 | 160 | 1.20 | 2.315 | 2.550 | |
| A 16-06A-15 | 160 | 1.50 | 2.895 | 3.185 | |
| A 20-06A-10 | 200 | 1.00 | 2.180 | 2.400 | |
| A 20-06A-12 | 200 | 1.20 | 2.610 | 2.875 | |
| A 20-06A-15 | 200 | 1.50 | 3.265 | 3.595 | |
| A 30-06A-10 | 300 | 1.00 | 2.790 | 3.070 | |
| A 30-06A-12 | 300 | 1.20 | 3.345 | 3.680 | |
| A 30-06A-15 | 300 | 1.50 | 4.180 | 4.600 | |
| A 30-06A-20 | 300 | 2.00 | 5.580 | 6.140 | |
| A 40-06A-12 | 400 | 1.20 | 4.080 | 4.450 | |
| A 40-06A-15 | 400 | 1.50 | 5.100 | 5.610 | |
| A 40-06A-20 | 400 | 2.00 | 6.775 | 7.455 | |
| A 50-06A-12 | 500 | 1.20 | 4.815 | 5.300 | |
| A 50-06A-15 | 500 | 1.50 | 6.015 | 6.620 | |
| A 50-06A-20 | 500 | 2.00 | 8.025 | 8.830 | |
| A 60-06A-15 | 600 | 1.50 | 6.935 | 7.630 | |
| A 60-06A-20 | 600 | 2.00 | 9.245 | 10.170 | |

Farklı sac kalınlıklarında üretim yapılabilmektedir.
Different sheet thicknesses can be produced.

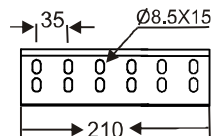
Lütfen siparişlerinizde ürün kodu ve kaplama şeklini belirtiniz.
Please indicate order code and the shape of coating in your orders.

SD :Sıcak daldırma PG:Pregalvaniz W:Genişlik T:Kalınlık L:Uzunluk
HDG:Hot dip galvanized PG:Pregalvanized W:Width W:Thickness L:length

H:60 mm EK ELEMANI
H:60 mm Straight Connection Coupler

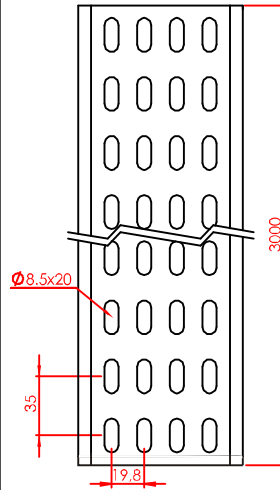
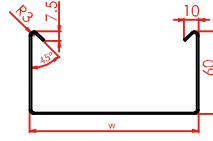
| SİPARİŞ KODU ORDER CODE | L mm | T mm | AĞIRLIK (kg/ad) WEIGHT (kg/pcs) (P.G) | AĞIRLIK (kg/ad) WEIGHT (kg/pcs) (H.D.G) | |
|----------------------------|---------|---------|---------------------------------------------|-----------------------------------------------|-----|
| A1-06-12 | 210 | 1.20 | 0.125 | 0.135 | 200 |
| A1-06-20 | 210 | 2.00 | 0.205 | 0.225 | |
| A1-06A-15 | 210 | 1.50 | 0.180 | 0.195 | |

Teknik detaylar
Technical details



Malzeme kalınlık toleransı ± %10
Material thickness tolerance ± %10

Teknik detaylar
Technical details



NOTES:

1-Cable tray standart length is 3000mm.

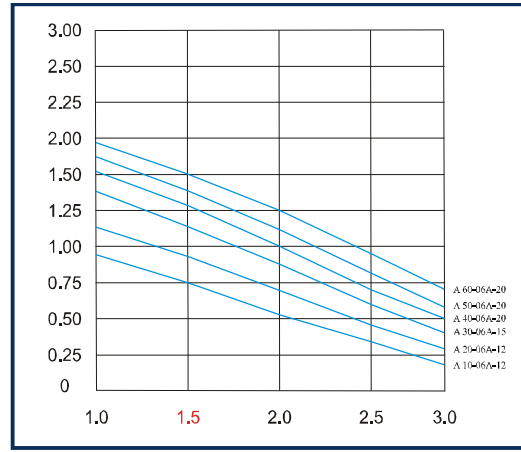
2-Each cable tray needs 2 pcs straight connectors.

3-Each straight connector needs 4 sets of M8x15 nuts&bolts

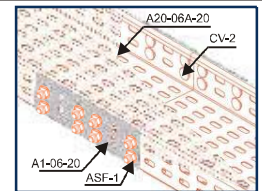
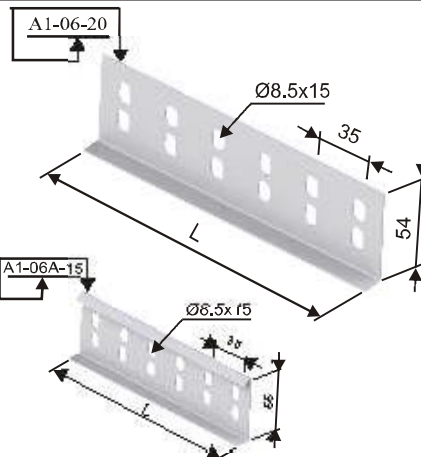
H60 Yük Grafiği
H60 load graph



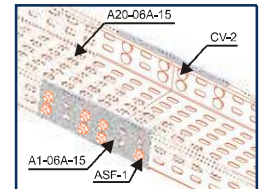
Yük Miktarı F in kN/mt
Load perm F in kN/m



Destek Aralığı mt (Standart Destek Aralığı 1.5 mt)
Span Between Supports m(Standart support 1.5 m)




A1-06-20 Bağlantı Örneği
A1-06-20 Connection Example

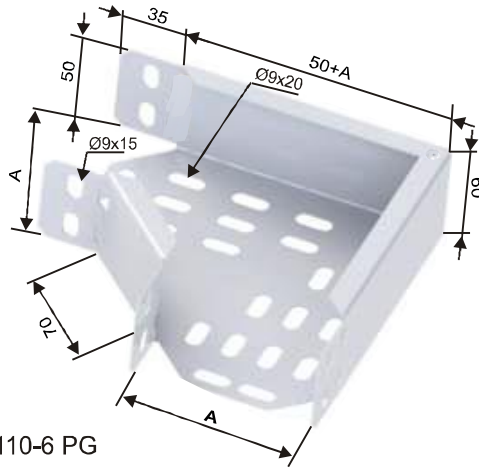


A1-06A-15 Bağlantı Örneği
A1-06A-15 Connection Example

90° DÖNÜŞ H:60 mm PG
90° Bend H:60 mm PG

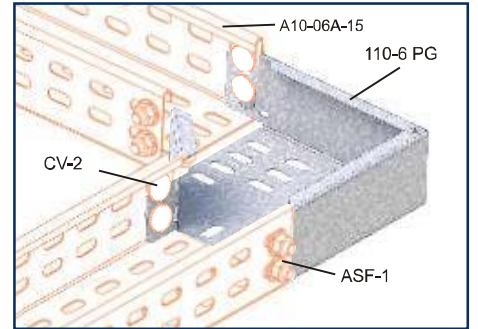
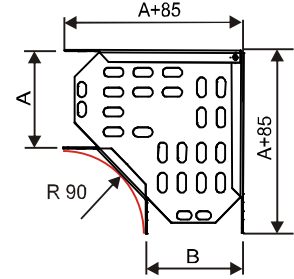
| SİPARİŞ KODU ORDER CODE | A mm | T mm | AĞIRLIK (kg/ad) WEIGHT (kg/pcs) (P.G) |  |
|----------------------------|---------|---------|---------------------------------------------|-----------------------------------------------------------------------------------|
| 110-6 PG | 100 | 1.20 | 0.470 | |
| 116-6 PG | 160 | 1.20 | 0.760 | |
| 120-6 PG | 200 | 1.20 | 0.980 | |
| 130-6 PG | 300 | 1.20 | 1.690 | |
| 140-6 PG | 400 | 1.20 | 2.555 | |
| 150-6 PG | 500 | 1.50 | 4.510 | |
| 160-6 PG | 600 | 1.50 | 6.030 | |

NOT:STANDART SEKİLDE "A ve B" ÖLÇÜLERİ EŞİT OLARAK
İMAL EDİLMEKTEDİR. İSTEĞE BAĞLI OLARAK "B ÖLÇÜSÜ"
REDÜKSİYON İLE DEĞİŞTİRİLEBİLİR.(Bk. sayfa 66)
NOTE: "A and B" SIZES ARE EQUAL IN STANDARD PRODUCTION
IF REQUIRED "B SIZES" CAN BE CHANGED BY USING
REDUCING PARTS (Please see: page 66)




Diğer Radiusler için bakınız sayfa 61
Please visit page 61 for other radius.

Teknik detaylar
Technical details

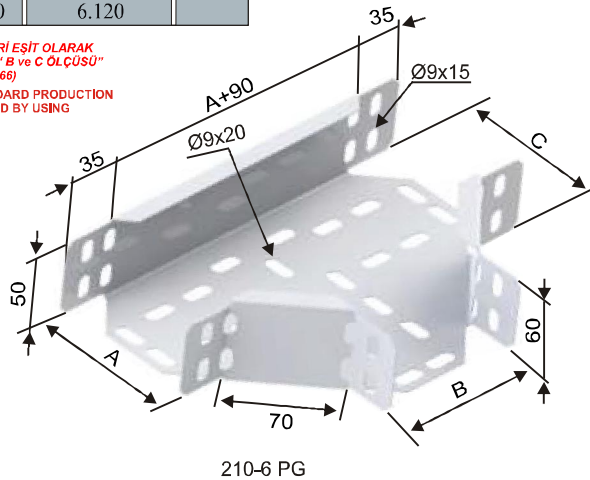


110-6 PG Bağlantı Örneği
110-6 PG Connection Example

T DÖNÜŞ H:60 mm (PG)
Tee H:60 mm (PG)

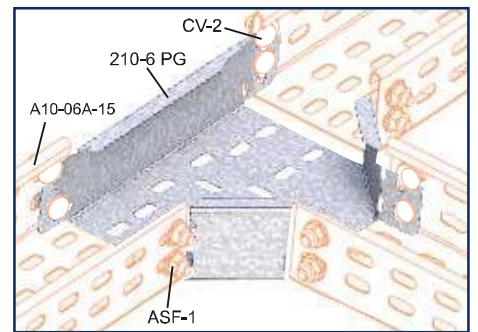
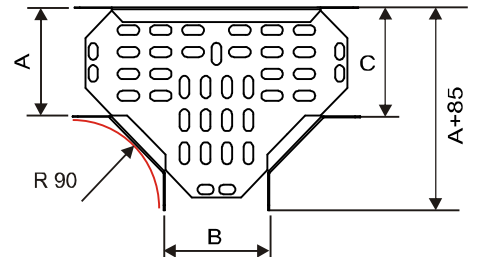
| SİPARİŞ KODU ORDER CODE | W mm | T mm | AĞIRLIK (kg/ad) WEIGHT (kg/pcs) (P.G) |  |
|----------------------------|---------|---------|---------------------------------------------|-------------------------------------------------------------------------------------|
| 210-6 PG | 100 | 1.20 | 0.545 | |
| 216-6 PG | 160 | 1.20 | 0.845 | |
| 220-6 PG | 200 | 1.20 | 1.050 | |
| 230-6 PG | 300 | 1.20 | 1.730 | |
| 240-6 PG | 400 | 1.20 | 2.620 | |
| 250-6 PG | 500 | 1.50 | 4.570 | |
| 260-6 PG | 600 | 1.50 | 6.120 | |

NOT:STANDART SEKİLDE "A, B ve C" ÖLÇÜLERİ EŞİT OLARAK
İMAL EDİLMEKTEDİR. İSTEĞE BAĞLI OLARAK "B ve C ÖLÇÜSÜ"
REDÜKSİYON İLE DEĞİŞTİRİLEBİLİR.(Bk. sayfa 66)
NOTE: "A, B and C" SIZES ARE EQUAL IN STANDARD PRODUCTION
IF REQUIRED "B and C SIZES" CAN BE CHANGED BY USING
REDUCING PARTS (Please see: page 66)



Diğer Radiusler için bakınız sayfa 61
Please visit page 61 for other radius.

Teknik detaylar
Technical details



210-6 PG Bağlantı Örneği
210-6 PG Connection Example


Malzeme kalınlık toleransı ± %10
Material thickness tolerance ± %10

PG:Pregalvaniz W:Genişlik T:Kalınlık
PG:Pregalvanized W:Width T:Thickness

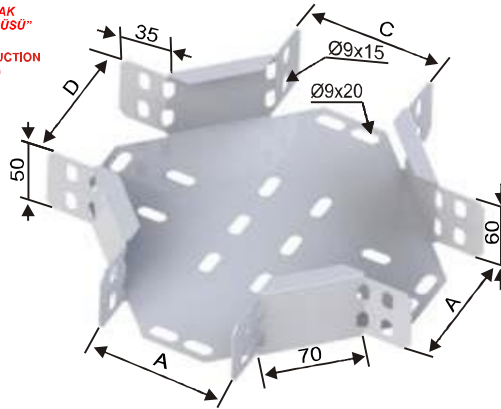
AĞIR HİZMET KABLO TAŞIYICILARI

H60 PREGALVANİZ TİP DÖNÜŞLER H60 PREGALVANIZED BENDS

DÖRTLÜ BAĞLANTI ELEMANI H:60 mm (PG) Four Way Crossing H:60 mm (PG)

| SİPARİŞ KODU ORDER CODE | W mm | T mm | AĞIRLIK (kg/ad) WEIGHT (kg/pcs) (P.G) |  |
|----------------------------|---------|---------|---------------------------------------------|-----------------------------------------------------------------------------------|
| 310-6 PG | 100 | 1.20 | 0.625 | |
| 316-6 PG | 160 | 1.20 | 0.915 | |
| 320-6 PG | 200 | 1.20 | 1.140 | |
| 330-6 PG | 300 | 1.20 | 1.810 | |
| 340-6 PG | 400 | 1.20 | 2.675 | |
| 350-6 PG | 500 | 1.50 | 4.660 | |
| 360-6 PG | 600 | 1.50 | 6.165 | |

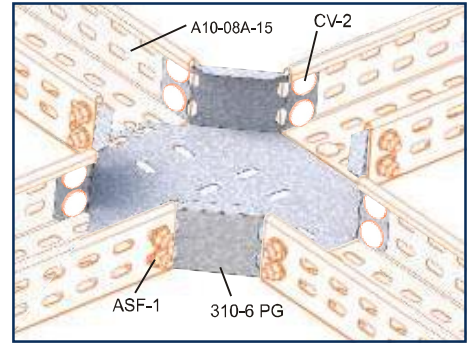
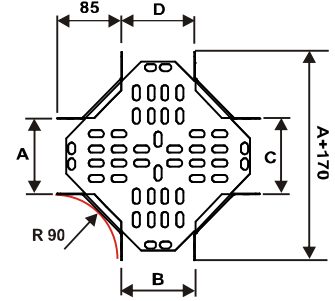
NOT:STANDART SEKİLDE "A, B,C ve D" ÖLÇÜLERİ EŞİT OLARAK İMAL EDİLMEKTEDİR; İSTEĞE BAĞLI OLARAK "B, C ve D ÖLÇÜSÜ" REDÜKSİYON İLE DEĞİŞTİRİLEBİLİR.(Bk. sayfa 66)
NOTE: "A,B,C and D" SIZES ARE EQUAL IN STANDARD PRODUCTION IF REQUIRED "B,C and D SIZES" CAN BE CHANGED BY USING REDUCING PARTS (Please see: page 66)



310-6-PG


Diğer Radiusler için bakınız sayfa 61
Please visit page 61 for other radius

Teknik detaylar Technical details

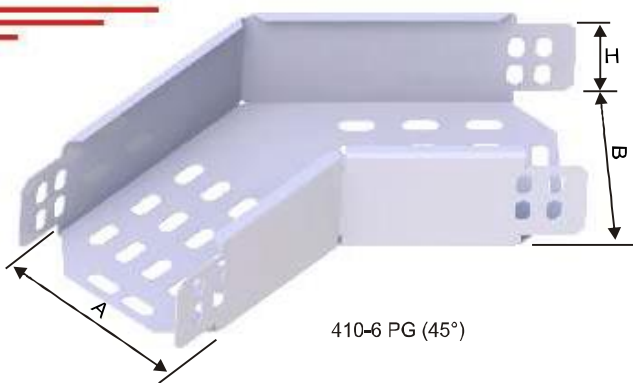


310-6 PG Bağlantı Örneği
310-6 PG Connection Example

45° DÖNÜŞ H:60 mm (PG) 45° Bend H:60 mm (PG)

| SİPARİŞ KODU ORDER CODE | W mm | T mm | AĞIRLIK (kg/ad) WEIGHT (kg/pcs) (P.G) |  |
|----------------------------|---------|---------|---------------------------------------------|-------------------------------------------------------------------------------------|
| 410-6 PG (45°) | 100 | 1.20 | 0.615 | |
| 416-6 PG (45°) | 160 | 1.20 | 0.820 | |
| 420-6 PG (45°) | 200 | 1.20 | 0.945 | |
| 430-6 PG (45°) | 300 | 1.20 | 1.440 | |
| 440-6 PG (45°) | 400 | 1.20 | 2.450 | |
| 450-6 PG (45°) | 500 | 1.50 | 3.190 | |
| 460-6 PG (45°) | 600 | 1.50 | 3.990 | |

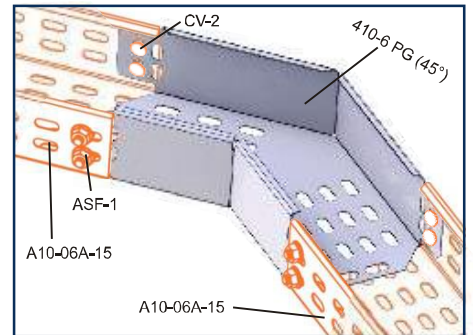
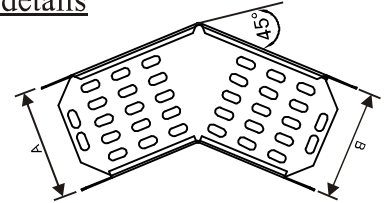
NOT:STANDART SEKİLDE "A ve B" ÖLÇÜLERİ EŞİT OLARAK İMAL EDİLMEKTEDİR; İSTEĞE BAĞLI OLARAK "B ÖLÇÜSÜ" REDÜKSİYON İLE DEĞİŞTİRİLEBİLİR.(Bk. sayfa 66)
NOTE: "A and B" SIZES ARE EQUAL IN STANDARD PRODUCTION IF REQUIRED "B SIZES" CAN BE CHANGED BY USING REDUCING PARTS (Please see: page 66)



410-6 PG (45°)

Diğer Radiusler için bakınız sayfa 61
Please visit page 61 for other radius

Teknik detaylar Technical details



410-6 PG (45°) Bağlantı Örneği
410-6 PG (45°) Connection Example

Malzeme kalınlık toleransı ± %10
Material thickness tolerance ± %10

PG:Pregalvaniz W:Genişlik T:Kalınlık
PG:Pregalvanized W:Width T:Thickness


AĞIR HİZMET KABLO TAŞIYICILARI

www.ardic.com

2014

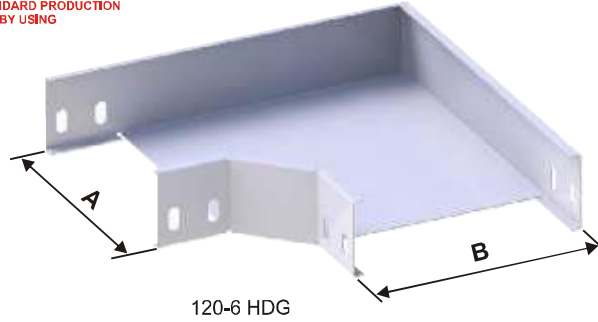
29

90° DÖNÜŞ H:60 mm (SD)
90° Bend H:60 mm (HDG)

| SİPARİŞ KODU ORDER CODE | W mm | T mm | AĞIRLIK (kg/ad) WEIGHT (kg/pcs) (H.D.G) |  |
|----------------------------|---------|---------|-----------------------------------------------|-----------------------------------------------------------------------------------|
| 110-6 HDG | 100 | 1.50 | 0.910 | |
| 116-6 HDG | 160 | 1.50 | 1.180 | |
| 120-6 HDG | 200 | 1.50 | 1.620 | |
| 130-6 HDG | 300 | 1.50 | 2.595 | |
| 140-6 HDG | 400 | 2.00 | 5.100 | |
| 150-6 HDG | 500 | 2.00 | 7.490 | |
| 160-6 HDG | 600 | 2.00 | 9.420 | |

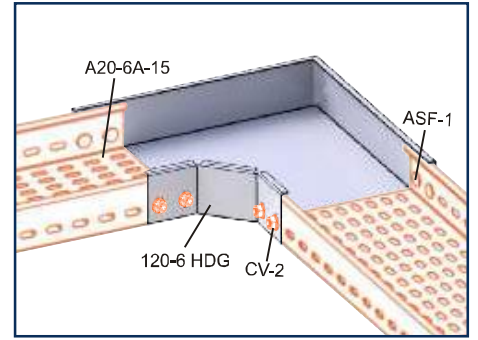
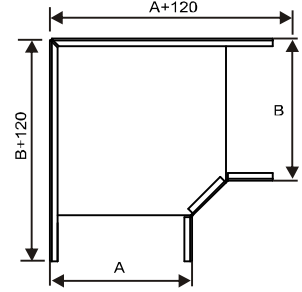
NOT: STANDART ŞEKİLDE "A ve B" ÖLÇÜLERİ EŞİT OLARAK
İMAL EDİLMEKTEDİR; İSTEĞE BAĞLI OLARAK "B ÖLÇÜSÜ"
REDÜKSİYON İLE DEĞİŞTİRİLEBİLİR. (Bk. sayfa 32)

NOTE: "A and B" SIZES ARE EQUAL IN STANDARD PRODUCTION
IF REQUIRED "B SIZES" CAN BE CHANGED BY USING
REDUCING PARTS (Please see: page 32)




Diğer Radiusler için bakınız sayfa 61
Please visit page 61 for other radius

Teknik detaylar Technical details



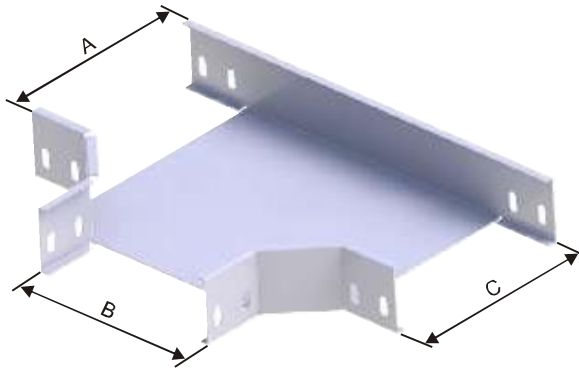
120-6 HDG Bağlantı Örneği
120-6 HDG Connection Example

T DÖNÜŞ H:60 mm (SD)
Tee H:60 mm (HDG)

| SİPARİŞ KODU ORDER CODE | W mm | T mm | AĞIRLIK (kg/ad) WEIGHT (kg/pcs) (H.D.G) |  |
|----------------------------|---------|---------|-----------------------------------------------|-------------------------------------------------------------------------------------|
| 210-6 HDG | 100 | 1.50 | 1.090 | |
| 216-6 HDG | 160 | 1.50 | 1.335 | |
| 220-6 HDG | 200 | 1.50 | 1.775 | |
| 230-6 HDG | 300 | 1.50 | 2.720 | |
| 240-6 HDG | 400 | 2.00 | 5.230 | |
| 250-6 HDG | 500 | 2.00 | 7.175 | |
| 260-6 HDG | 600 | 2.00 | 9.470 | |

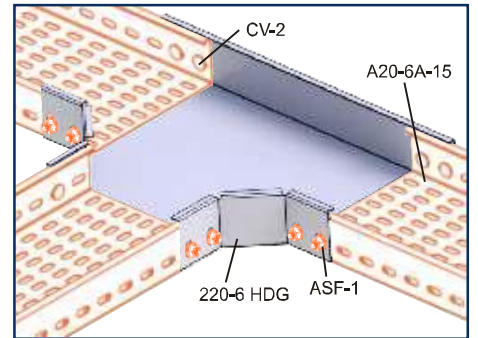
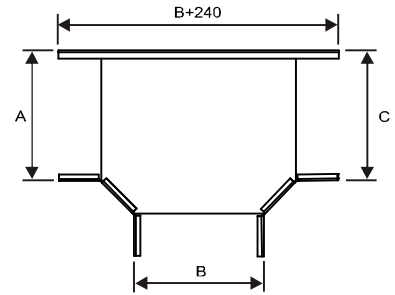
NOT: STANDART ŞEKİLDE "A, B ve C" ÖLÇÜLERİ EŞİT OLARAK
İMAL EDİLMEKTEDİR; İSTEĞE BAĞLI OLARAK "B ve C ÖLÇÜSÜ"
REDÜKSİYON İLE DEĞİŞTİRİLEBİLİR. (Bk. sayfa 32)

NOTE: "A, B and C" SIZES ARE EQUAL IN STANDARD PRODUCTION
IF REQUIRED "B and C SIZES" CAN BE CHANGED BY USING
REDUCING PARTS (Please see: page 32)



Diğer Radiusler için bakınız sayfa 61
Please visit page 61 for other radius

Teknik detaylar Technical details




220-6 HDG Bağlantı Örneği
220-6 HDG Connection Example

Malzeme kalınlık toleransı ± %10
Material thickness tolerance ± %10

SD :Sıcak daldırma W:Genişlik T:Kalınlık
HDG:Hot dip galvanized W:Width T:Thickness

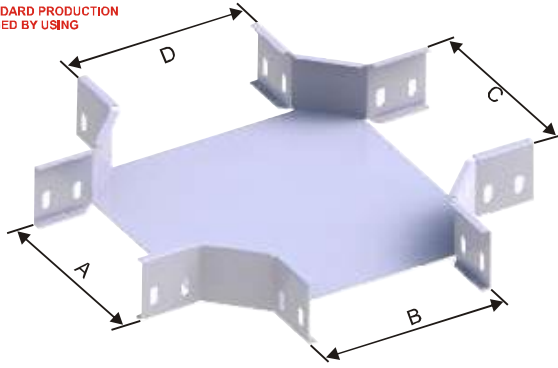
AĞIR HİZMET KABLO TAŞIYICILARI

DÖRTLÜ BAĞLANTI ELEMANI H:60 mm (SD) Four Way Crossing H:60 mm (HDG)

| SİPARİŞ KODU ORDER CODE | W mm | T mm | AĞIRLIK (kg/ad) WEIGHT (kg/pcs) (H.D.G) |  |
|----------------------------|---------|---------|-----------------------------------------------|-----------------------------------------------------------------------------------|
| 310-6 HDG | 100 | 1.50 | 1.250 | |
| 316-6 HDG | 160 | 1.50 | 1.470 | |
| 320-6 HDG | 200 | 1.50 | 1.915 | |
| 330-6 HDG | 300 | 1.50 | 2.825 | |
| 340-6 HDG | 400 | 2.00 | 5.335 | |
| 350-6 HDG | 500 | 2.00 | 7.250 | |
| 360-6 HDG | 600 | 2.00 | 9.500 | |

**NOT:STANDART ŞEKİLDE "A, B, C ve D" ÖLÇÜLERİ EŞİT OLARAK
İMAL EDİLMEKTEDİR; İSTEĞE BAĞLI OLARAK "B, C ve D ÖLÇÜSÜ"
REDÜKSİYON İLE DEĞİŞTİRİLEBİLİR.(Bk. sayfa 33)**

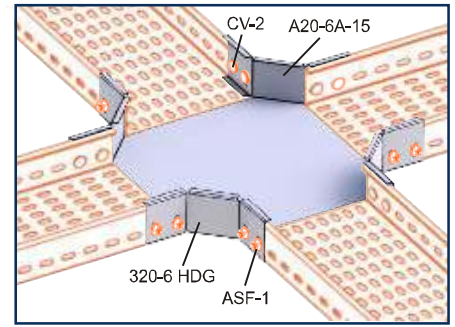
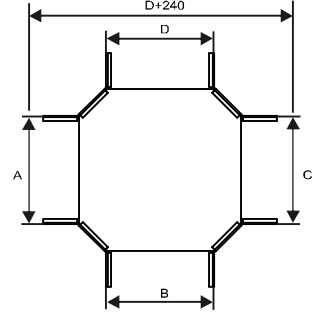
**NOTE: "A, B, C and D" SIZES ARE EQUAL IN STANDARD PRODUCTION
IF REQUIRED "B, C and D SIZES" CAN BE CHANGED BY USING
REDUCING PARTS (Please see: page 33)**



320-6 HDG


Diğer Radiusler için bakınız sayfa 61
Please visit page 61 for other radius

Teknik detaylar Technical details



320-6 HDG Bağlantı Örneği
320-6 HDG Connection Example

45° DÖNÜŞ H:60 mm (SD) 45° Bend H:60 mm (HDG)

| SİPARİŞ KODU ORDER CODE | W mm | T mm | AĞIRLIK (kg/ad) WEIGHT (kg/pcs) (H.D.G) |  |
|----------------------------|---------|---------|-----------------------------------------------|-------------------------------------------------------------------------------------|
| 410-6 HDG (45°) | 100 | 1.50 | 1.315 | |
| 416-6 HDG (45°) | 160 | 1.50 | 1.460 | |
| 420-6 HDG (45°) | 200 | 1.50 | 1.830 | |
| 430-6 HDG (45°) | 300 | 1.50 | 3.350 | |
| 440-6 HDG (45°) | 400 | 2.00 | 6.180 | |
| 450-6 HDG (45°) | 500 | 2.00 | 7.630 | |
| 460-6 HDG (45°) | 600 | 2.00 | 9.235 | |

**NOT:STANDART ŞEKİLDE "A ve B" ÖLÇÜLERİ EŞİT OLARAK
İMAL EDİLMEKTEDİR; İSTEĞE BAĞLI OLARAK "B ÖLÇÜSÜ"
REDÜKSİYON İLE DEĞİŞTİRİLEBİLİR.(Bk. sayfa 33)**

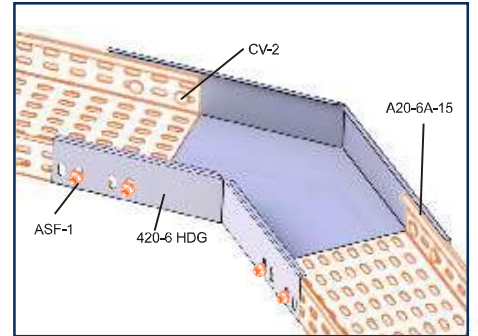
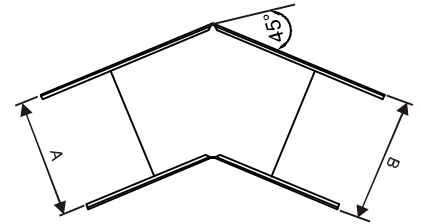
**NOTE: "A and B" SIZES ARE EQUAL IN STANDARD PRODUCTION
IF REQUIRED "B SIZES" CAN BE CHANGED BY USING
REDUCING PARTS (Please see: page 33)**



420-6 HDG

Diğer Radiusler için bakınız sayfa 61
Please visit page 61 for other radius

Teknik detaylar Technical details



420-6 HDG Bağlantı Örneği
420-6 HDG Connection Example

Malzeme kalınlık toleransı ± %10
Material thickness tolerance ± %10

SD :Sıcak daldırma W:Genişlik T:Kalınlık
HDG:Hot dip galvanize W:Width T:Thickness


AĞIR HİZMET KABLO TAŞIYICILARI

www.ardic.com

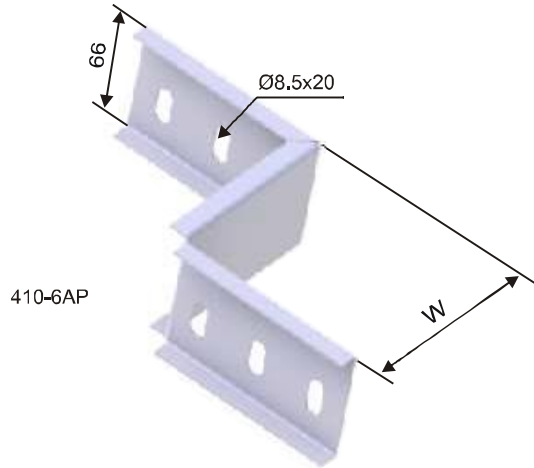
2014

H60 REDÜKSİYONLAR H60 REDUCING ANGLES

REDÜKSİYONLAR H:60 mm
Reducing Angles H:60 mm

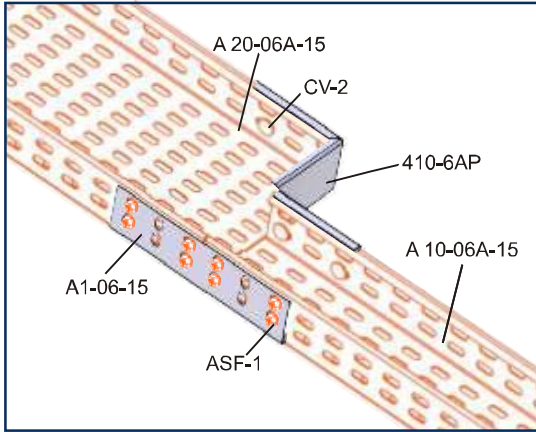
| SİPARİŞ KODU ORDER CODE | W mm | T mm | AĞIRLIK (kg/ad) WEIGHT (kg/pcs) (P.G) | AĞIRLIK (kg/ad) WEIGHT (kg/pcs) (H.D.G) |  |
|----------------------------|---------|---------|---------------------------------------------|-----------------------------------------------|-----------------------------------------------------------------------------------|
| 405-6AP | 50 | 1.50 | 0.235 | 0.260 | |
| 410-6AP | 100 | 1.50 | 0.285 | 0.315 | |
| 415-6AP | 150 | 1.50 | 0.335 | 0.370 | |
| 420-6AP | 200 | 1.50 | 0.380 | 0.420 | |
| 430-6AP | 300 | 1.50 | 0.480 | 0.525 | |

Bu ürün tek parça olarak satılmaktadır.
Not: This item is sold as single piece.



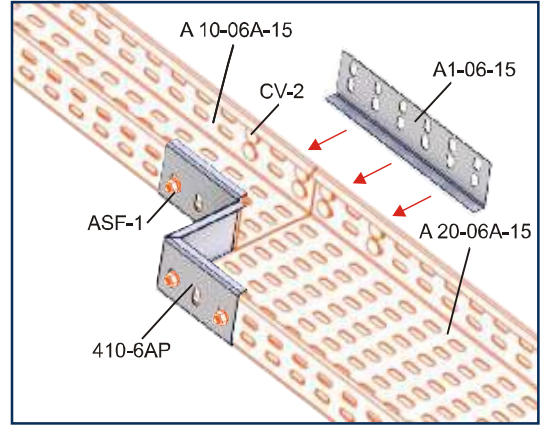
410-6AP

Sağ redüksiyon için tek parça kullanılır.
Single piece is used for right reduction.



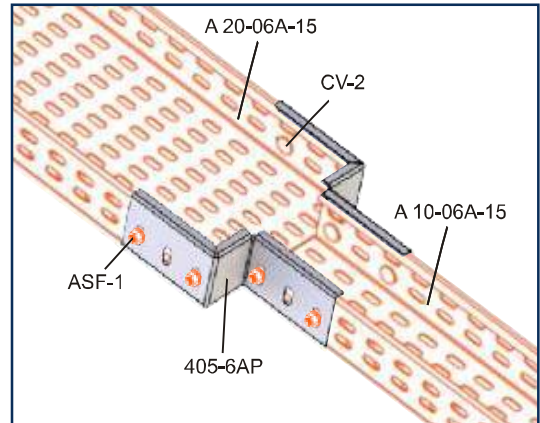
410-6AP Bağlantı Örneği
410-6AP Connection Example

Sol redüksiyon için tek parça kullanılır.
Single piece is used for left reduction.

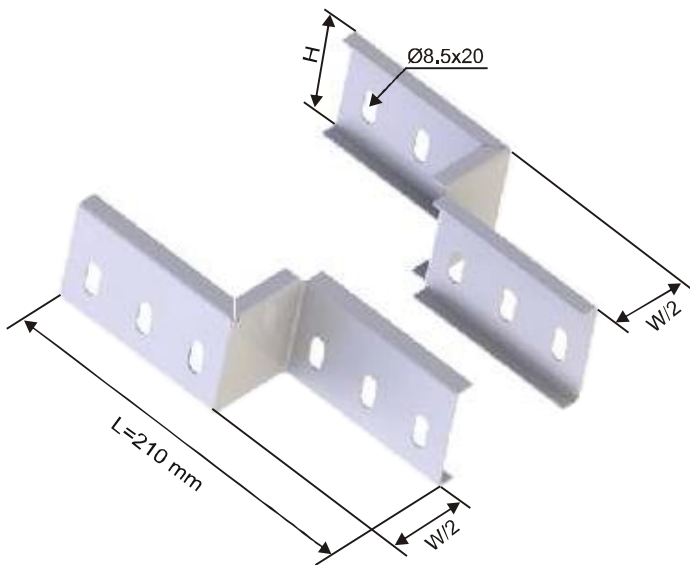


410-6AP Bağlantı Örneği
410-6AP Connection Example

Ortadan redüksiyon için iki parça kullanılır.
2 pieces are used for middle reduction.



405-6AP Bağlantı Örneği
405-6AP Connection Example



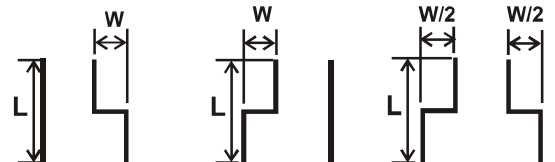
Malzeme kalınlık toleransı ± %10
Material thickness tolerance ± %10

PG: Pregalvaniz SD : Sıcak daldırma W: Genişlik T: Kalınlık
PG: Pregalvanized HDG: Hot dip galvanized W: Width T: Thickness

AĞIR HİZMET KABLO TAŞIYICILARI


www.ardic.com

2014



H60 SEVİYE DEĞİŞTİRME H60 ANGLE CONNECTOR

DİKEY SEVİYE DEĞİŞTİRME Horizontal Angle Connector

| SİPARİŞ KODU ORDER CODE | H mm | L mm | T mm | AĞIRLIK (kg/ad) WEIGHT (kg/pcs) (P.G) | AĞIRLIK (kg/ad) WEIGHT (kg/pcs) (H.D.G) |  |
|----------------------------|---------|---------|---------|---------------------------------------------|-----------------------------------------------|-----------------------------------------------------------------------------------|
| 901-6AD | 60 | 160 | 1.50 | 0.135 | 0.150 | |

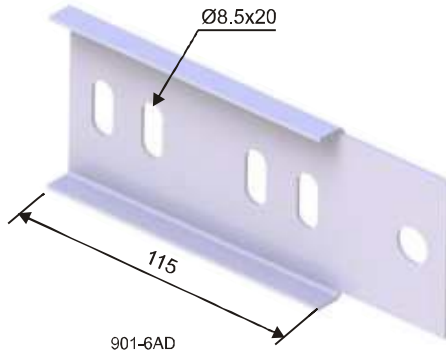
NOT: ÜRÜN TEK PARÇA OLARAK SATILMAKTADIR.
Not: This item is sold as single piece.

1 TAKIM İÇİN :

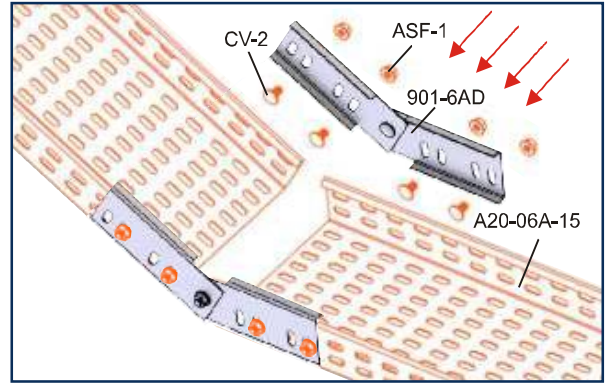
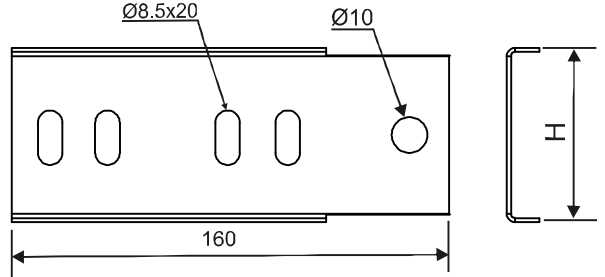
4 ADET 901-4AD + 2 ADET CV-2 + 2 ADET ASF-1

TO MAKE ONE SET

4 Pcs of Horizontal Angle Connector + 2 pcs of CV-2 + 2 pcs ASF-1 are request.



Teknik detaylar Technical details



901-6AD Bağlantı Örneği
901-6AD Connection Example

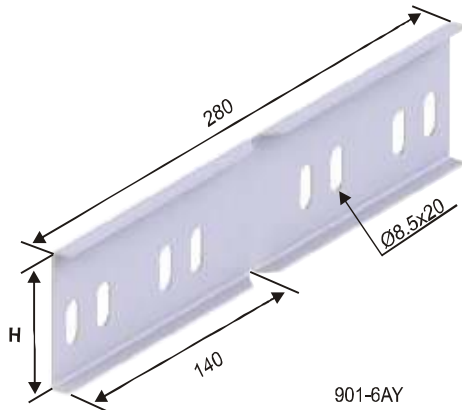
YATAY SEVİYE DEĞİŞTİRME Horizontal Angle Connector

| SİPARİŞ KODU ORDER CODE | H mm | L mm | T mm | AĞIRLIK (kg/ad) WEIGHT (kg/pcs) (P.G) | AĞIRLIK (kg/ad) WEIGHT (kg/pcs) (H.D.G) |  |
|----------------------------|---------|---------|---------|---------------------------------------------|-----------------------------------------------|-------------------------------------------------------------------------------------|
| 901-6AY | 60 | 280 | 1.50 | 0.255 | 0.280 | |

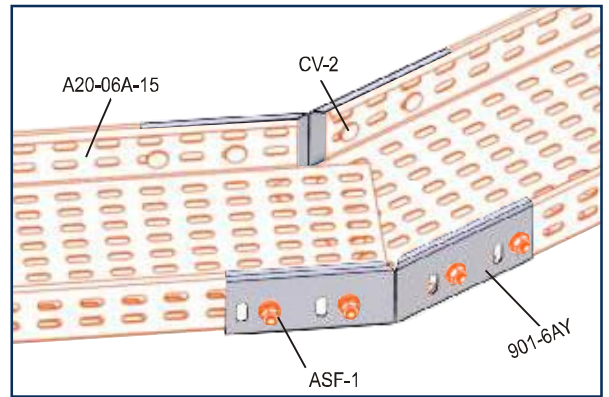
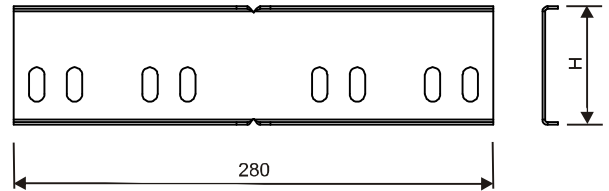
NOT: ÜRÜN TEK PARÇA OLARAK SATILMAKTADIR.
Not: This item is sold as single piece.

1 TAKIM OLUŞTURMAK İÇİN 2 ADET YATAY SEVİYE DEĞİŞTİRME KULLANILMALIDIR.

To Make One Set 2 Pcs of Horizontal Angle Connector




Teknik detaylar Technical details



901-6AY Bağlantı Örneği
901-6AY Connection Example

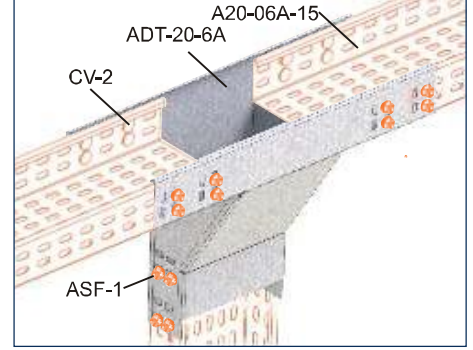
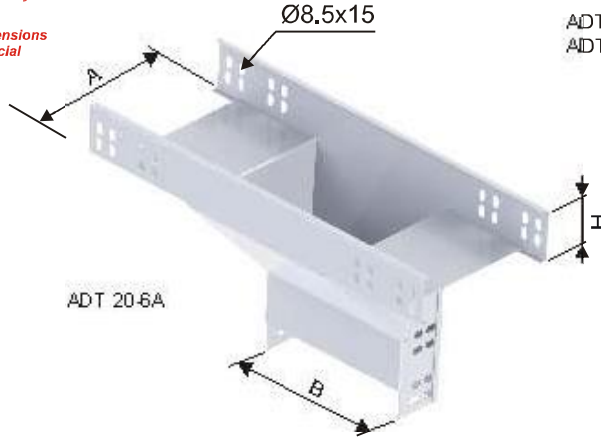
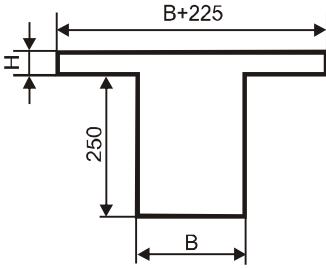
H60 DİKEY T BAĞLANTI ELEMANI H60 Vertical Tees

| SİPARİŞ KODU ORDER CODE | H mm | W mm | T mm | AĞIRLIK (kg/ad) WEIGHT (kg/pcs) (P.G) | AĞIRLIK (kg/ad) WEIGHT (kg/pcs) (H.D.G.) |  |
|----------------------------|---------|---------|---------|---------------------------------------------|------------------------------------------------|-----------------------------------------------------------------------------------|
| ADT 10-6A | 60 | 100 | 1.50 | 1.985 | 2.180 | |
| ADT 16-6A | 60 | 160 | 1.50 | 2.390 | 2.630 | |
| ADT 20-6A | 60 | 200 | 1.50 | 3.220 | 3.545 | |
| ADT 30-6A | 60 | 300 | 1.50 | 4.685 | 5.150 | |
| ADT 40-6A | 60 | 400 | 2.00 | 8.500 | 9.350 | |
| ADT 50-6A | 60 | 500 | 2.00 | 11.140 | 12.255 | |
| ADT 60-6A | 60 | 600 | 2.00 | 13.980 | 15.380 | |

**NOT: "B" ÖLÇÜSÜ "A" İLE EŞİT ÜRETİLMEKTEDİR.
İSTEĞE BAĞLI OLARAK "B" ÖLÇÜSÜ" DEĞİŞTİRİLEREK ÖZEL ÖLÇÜLÜ
DİKEY "T" BAĞLANTI ELEMANLARI ÜRETİLEBİLMEKTEDİR.**


**NOT: In our standard productions "B" dimensions with "A" dimensions
equal. In your request "B" dimensions can be changed and special
dimensions "T" vertical tees produce.**

Teknik detaylar Technical details

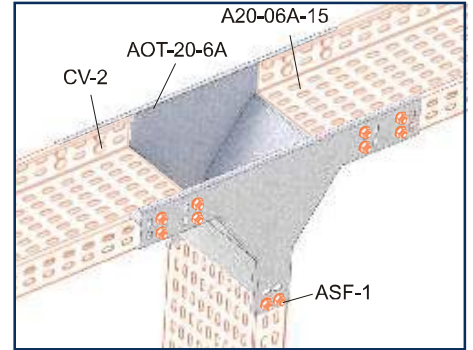
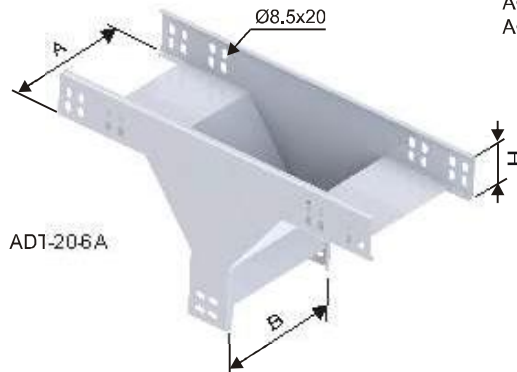
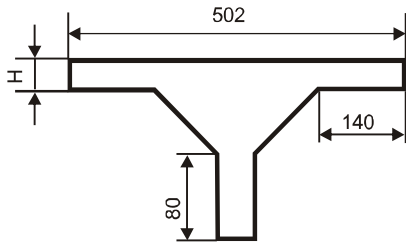


ADT 20-6A Bağlantı Örneği
ADT 20-6A Connection Example

H60 ORTADAN T BAĞLANTI ELEMANI H60 From Middle Vertical Tees


| SİPARİŞ KODU ORDER CODE | H mm | W mm | T mm | AĞIRLIK (kg/ad) WEIGHT (kg/pcs) (P.G) | AĞIRLIK (kg/ad) WEIGHT (kg/pcs) (H.D.G.) |  |
|----------------------------|---------|---------|---------|---------------------------------------------|------------------------------------------------|-------------------------------------------------------------------------------------|
| AOT 10-6A | 60 | 100 | 1.50 | 2.410 | 2.650 | |
| AOT 16-6A | 60 | 160 | 1.50 | 2.910 | 3.205 | |
| AOT 20-6A | 60 | 200 | 1.50 | 3.250 | 3.575 | |
| AOT 30-6A | 60 | 300 | 1.50 | 4.095 | 4.505 | |
| AOT 40-6A | 60 | 400 | 2.00 | 6.590 | 7.245 | |
| AOT 50-6A | 60 | 500 | 2.00 | 7.715 | 8.485 | |
| AOT 60-6A | 60 | 600 | 2.00 | 8.840 | 9.725 | |

Teknik detaylar Technical details



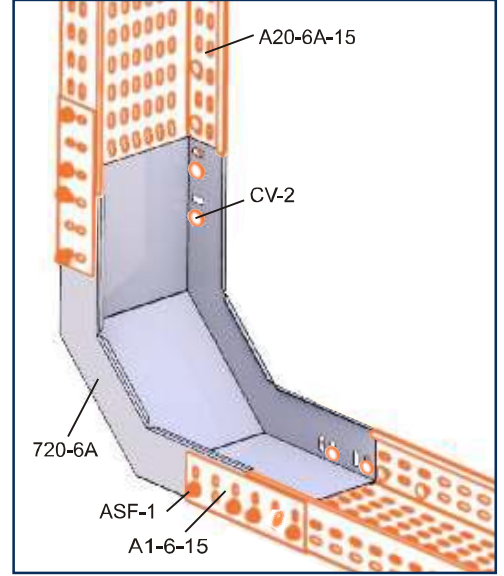
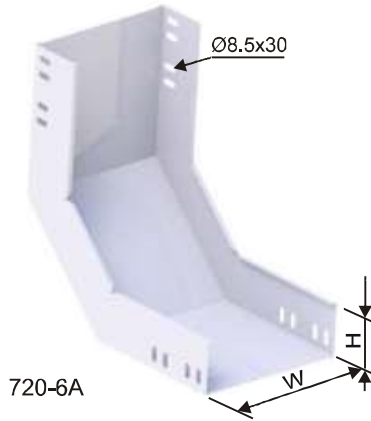
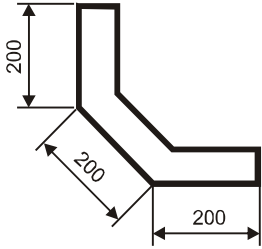
AGY 20-6A Bağlantı Örneği
AGY 20-6A Connection Example

İÇ BÜKEY 90° DÖNÜŞLER (SABİT) H:60 mm Inside Vertical Bends 90°(Stationary) H:60 mm

| SİPARİŞ KODU ORDER CODE | H mm | W mm | T mm | AĞIRLIK (kg/ad) WEIGHT (kg/pcs) (P.G) | AĞIRLIK (kg/ad) WEIGHT (kg/pcs) (H.D.G.) |  |
|----------------------------|---------|---------|---------|---------------------------------------------|------------------------------------------------|-----------------------------------------------------------------------------------|
| 710-6A | 60 | 100 | 1.50 | 1.685 | 1.850 | |
| 716-6A | 60 | 160 | 1.50 | 2.085 | 2.295 | |
| 720-6A | 60 | 200 | 1.50 | 2.370 | 2.610 | |
| 730-6A | 60 | 300 | 1.50 | 3.065 | 3.370 | |
| 740-6A | 60 | 400 | 2.00 | 5.015 | 5.515 | |
| 750-6A | 60 | 500 | 2.00 | 5.935 | 6.530 | |
| 760-6A | 60 | 600 | 2.00 | 6.855 | 7.540 | |


Bu ürün 4 adet ek elemanı ile uygulanır.
This product requires 4 couplers for installation

Teknik detaylar Technical details



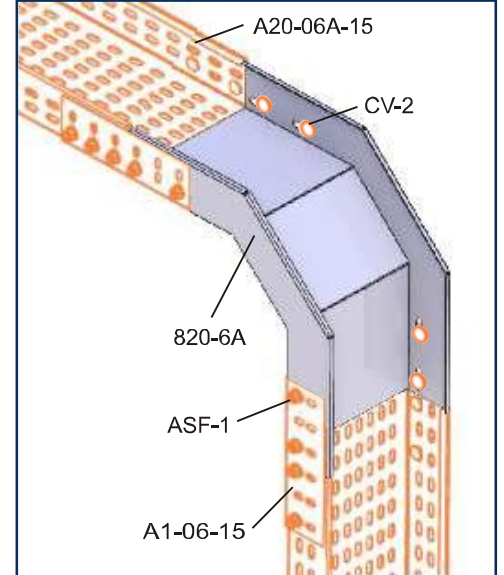
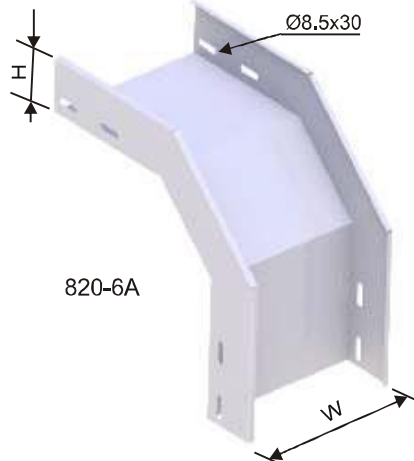
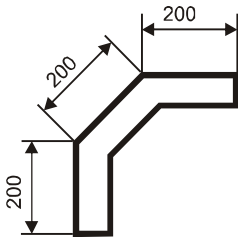
720-6A Bağlantı Örneği
720-6A Connection Example

DIŞ BÜKEY 90° DÖNÜŞLER (SABİT) H:60 mm Outside Vertical Bends 90°(Stationary)H:60 mm

| SİPARİŞ KODU ORDER CODE | H mm | W mm | T mm | AĞIRLIK (kg/ad) WEIGHT (kg/pcs) (P.G) | AĞIRLIK (kg/ad) WEIGHT (kg/pcs) (H.D.G.) |  |
|----------------------------|---------|---------|---------|---------------------------------------------|------------------------------------------------|-------------------------------------------------------------------------------------|
| 810-6A | 60 | 100 | 1.50 | 1.595 | 1.755 | |
| 816-6A | 60 | 160 | 1.50 | 1.950 | 2.145 | |
| 820-6A | 60 | 200 | 1.50 | 2.125 | 2.340 | |
| 830-6A | 60 | 300 | 1.50 | 2.795 | 3.075 | |
| 840-6A | 60 | 400 | 2.00 | 4.520 | 4.975 | |
| 850-6A | 60 | 500 | 2.00 | 5.320 | 5.855 | |
| 860-6A | 60 | 600 | 2.00 | 6.120 | 6.735 | |

Bu ürün 4 adet ek elemanı ile uygulanır.
This product requires 4 couplers for installation

Teknik detaylar Technical details




820-6A Bağlantı Örneği
820-6A Connection Example

Malzeme kalınlık toleransı ± %10
Material thickness tolerance ± %10

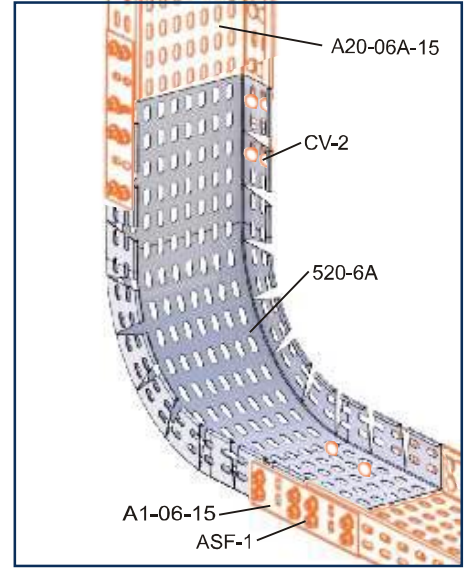
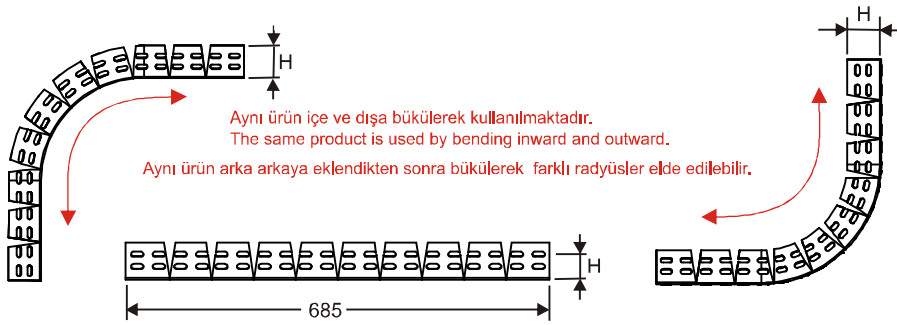
PG: Pregalvaniz SD : Sıcak daldırma W: Genişlik T: Kalınlık
PG: Pregalvanized HDG: Hot dip galvanized W: Width T: Thickness

90° İÇ BÜKEY VE DİŞ BÜKEY DÖNÜŞLER(HAREKETLİ) H:60mm
90° Adjustable inside & Outside vertical bends H:60mm

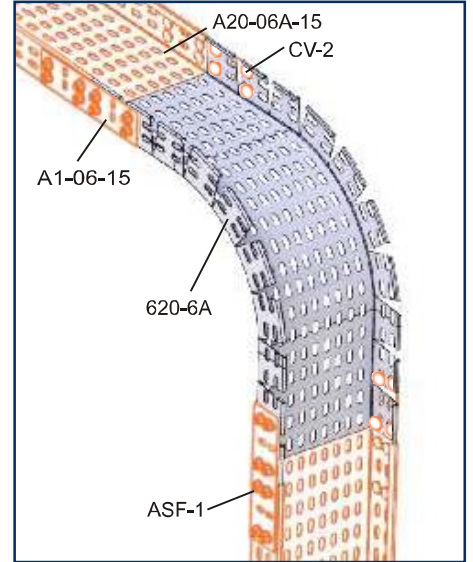
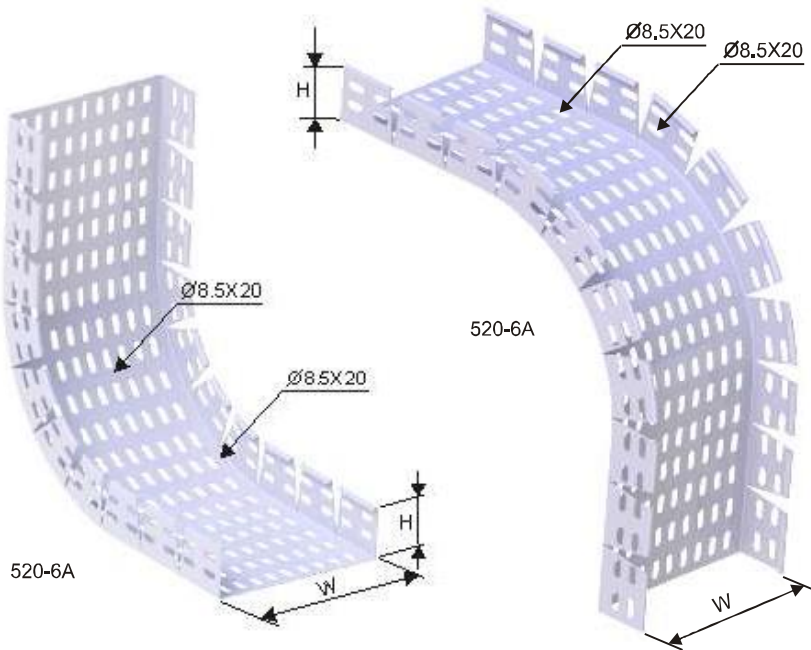
| SİPARİŞ KODU ORDER CODE | H mm | W mm | L mm | T mm | AĞIRLIK (kg/ad) WEIGHT (kg/pcs) (P.G) | AĞIRLIK (kg/ad) WEIGHT (kg/pcs) (H.D.G.) |  |
|----------------------------|---------|---------|---------|---------|---------------------------------------------|------------------------------------------------|-----------------------------------------------------------------------------------|
| 510-6A | 60 | 100 | 685 | 1.50 | 1.480 | 1.630 | |
| 516-6A | 60 | 160 | 685 | 1.50 | 1.965 | 2.160 | |
| 520-6A | 60 | 200 | 685 | 1.50 | 2.140 | 2.355 | |
| 530-6A | 60 | 300 | 685 | 1.50 | 2.800 | 3.080 | |
| 540-6A | 60 | 400 | 685 | 2.00 | 4.895 | 5.385 | |
| 550-6A | 60 | 500 | 685 | 2.00 | 5.825 | 6.410 | |
| 560-6A | 60 | 600 | 685 | 2.00 | 6.755 | 7.430 | |

Bu ürün 4 adet ek elemanı ile uygulanır.
This product required 4 couplers for installation

Teknik detaylar Technical details



520-6A Bağlantı Örneği
520-6A Connection Example



520-6A Bağlantı Örneği
520-6A Connection Example

Malzeme kalınlık toleransı ± %10
Material thickness tolerance ± %10

PG:Pregalvaniz SD :Sıcak daldırma W:Genişlik T:Kalınlık
PG:Pregalvanized HDG:Hot dip galvanized W:Width T:Thickness

AĞIR HİZMET KABLO TAŞIYICILARI

www.ardic.com

2014